

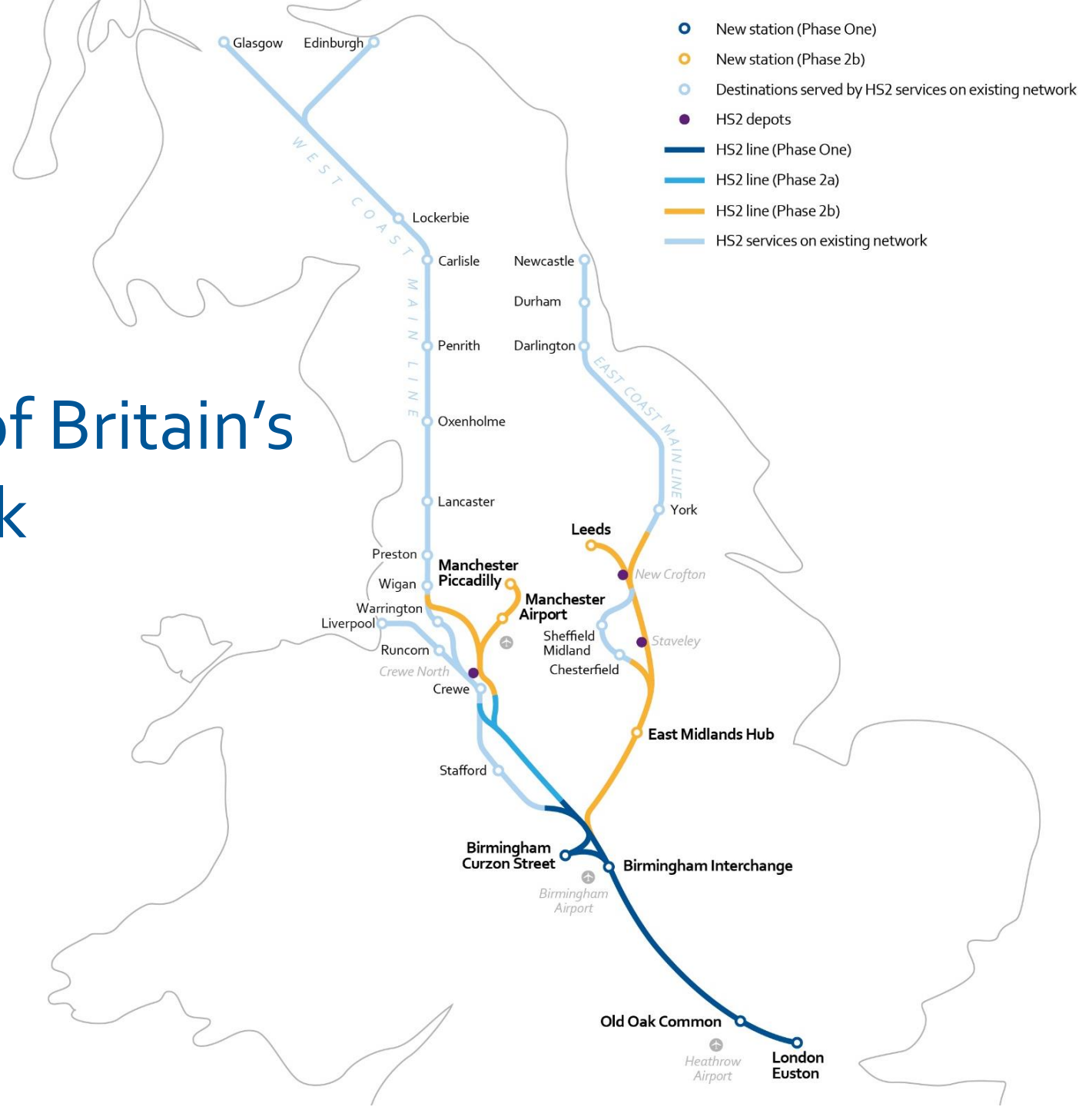


The Way Forward – HS2

Laura Russell, Sustainability Manager, HS2 Ltd

14th September, 2017

HS2: the new backbone of Britain's rail network



HS2 vision:

To be a catalyst for growth across
Britain

HS2's timeline

2017

Phase One Royal Assent achieved

2017

Phase One construction starts

2022

Full Phase Two assent expected

2026

Phase One opens to Birmingham

2027

Phase 2A opens to Crewe

2033

Phase 2B opens

The Rail Sustainable Development Principles



Customer driven



Putting rail in reach of people



Providing an end to end journey



Being an employer of choice



Reducing our environmental impact



Carbon smart



Having a positive social impact



Supporting the economy



Optimising the railway





Being transparent

Customer-driven

DISCOVERY

of what the customer needs




CUSTOMER NEEDS

summarised and translated



STATION DESIGN



RAILWAY SYSTEM DESIGN



ROLLING STOCK DESIGN

Putting rail in reach of people



Providing an end-to-end journey



Being an employer of choice

1,200

Graduates a year

2,000

New apprentices

3,000

Jobs to operate
HS2

25,000

Jobs to build HS2

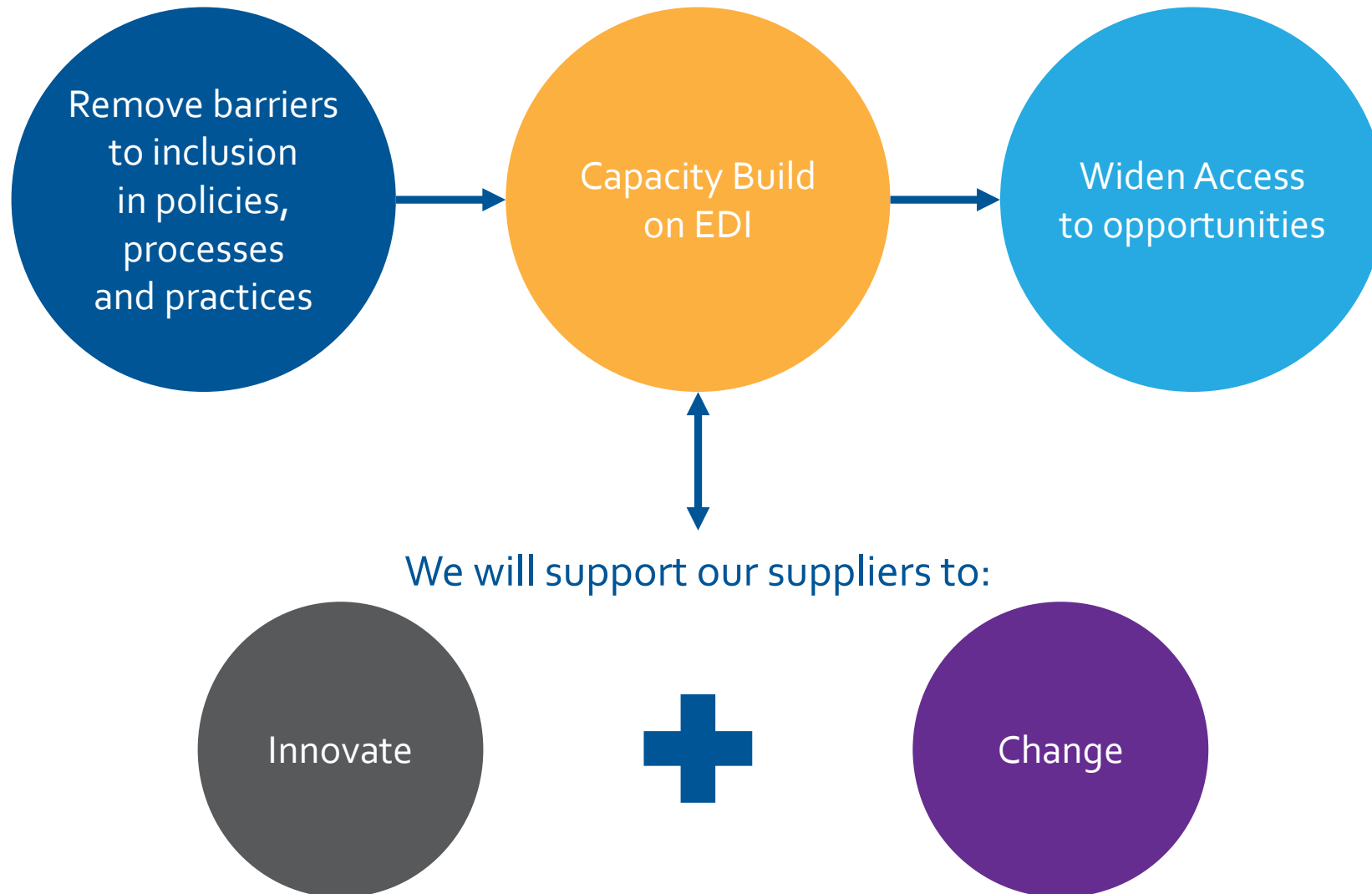
100,000s

Jobs supported
around HS2
stations

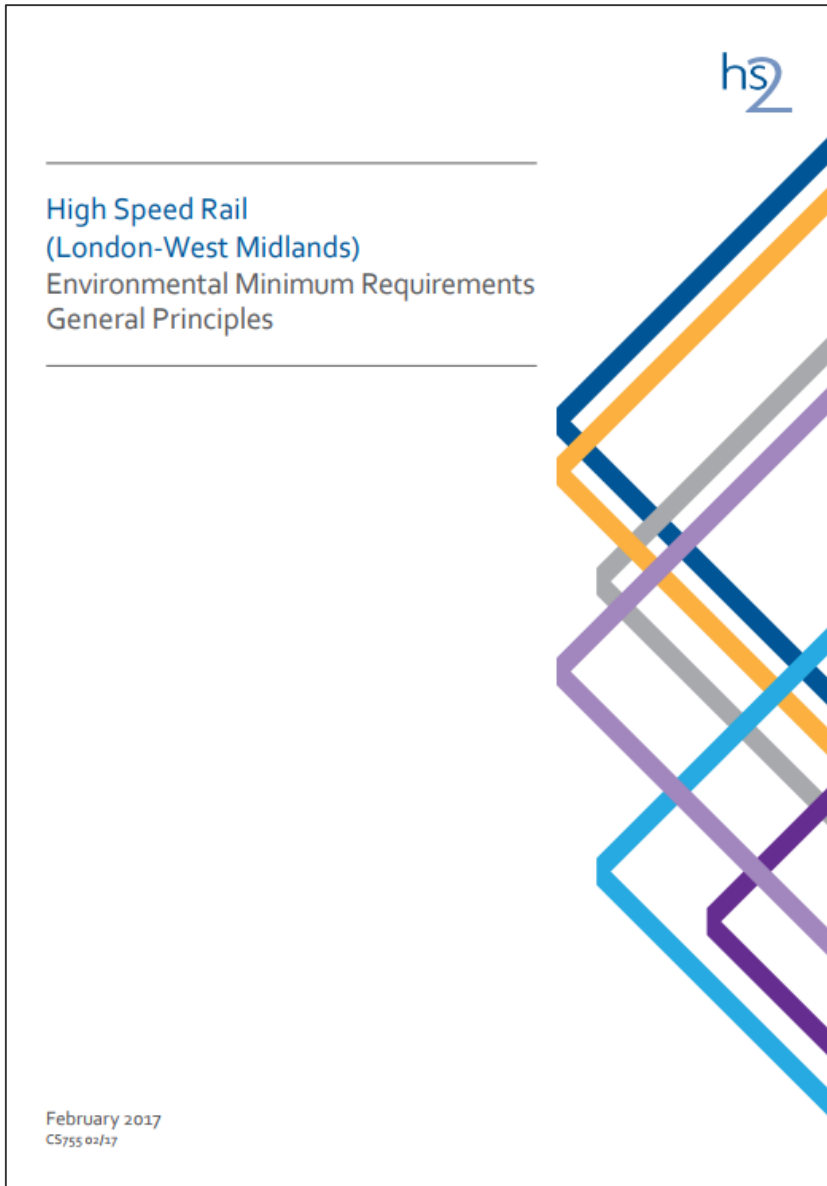
Being an employer of choice



Being an employer of choice



Reducing our environmental impact



“...impacts which have been assessed in the ES will not be exceeded...”

“...use reasonable endeavours to adopt mitigation measures that will further reduce any adverse environmental impacts...”

Reducing our environmental impact



Carbon Smart

50%
reduction



CIVILS



STATIONS



RAILWAY
SYSTEMS

PAS 2080:2016
Carbon Management
in Infrastructure

 Construction
Leadership
Council  The Green Construction Board



bsi.

Having a positive social impact



APPLY FOR HS2 FUNDING COMMUNITY & ENVIRONMENT FUND (CEF)

Groundwork is administering a combined total of £40 million of funding through two HS2 funds: the Community & Environment Fund and the Business & Local Economy Fund. The purpose of the funds is to support communities and local economies that are demonstrably disrupted by the construction of Phase One of HS2.

There are two types of CEF funding:

CEF LOCAL: UP TO £75,000

This fund focuses on quality of life and environment in individual communities.

CEF STRATEGIC: £75,001 TO £1M

This fund is for large projects across several communities that address strategic rather than purely local concerns.

> PROJECT EXAMPLES

- Improving pedestrian, equestrian or cycle access
- Landscape and nature conservation schemes
- Sports facilities
- Enhanced or new community facilities
- Refurbishment of historic buildings and monuments
- Improving public open space

To apply please visit:

GROUNDWORK.ORG.UK/HS2FUNDS



APPLY FOR HS2 FUNDING BUSINESS & LOCAL ECONOMY FUND (BLEF)

Groundwork is administering a combined total of £40 million of funding through two HS2 funds: the Community & Environment Fund and the Business & Local Economy Fund. The purpose of the funds is to support communities and local economies that are demonstrably disrupted by the construction of Phase One of HS2.

BLEF:
£10,000 - £1 MILLION

Through this funding we are looking to fund interventions that support local economies. Primarily this funding programme is targeted at organisations which have formal objectives that support the development of local business / tourism.

> PROJECT EXAMPLES

- Improving the local public realm or local cycling and pedestrian access
- Events that increase footfall or promote business activity
- Employment schemes
- Town/village discount cards
- Projects to increase tourist visits to an area

To apply please visit:

GROUNDWORK.ORG.UK/HS2FUNDS



Supporting the economy



Optimising the railway



Being transparent

HS2 Ltd
Annual Report & Accounts 2016-2017

SUSTAINABILITY REPORT

SUSTAINABILITY REPORT

This report provides information required by HM Treasury on HS2 Ltd's sustainability performance in line with the Government's Financial Reporting Manual (FRoM) and meets the requirements laid down in the Greening Government commitments.

Throughout 2016/17, HS2 Ltd remained a largely office-based organisation responsible for the design and promotion of the high speed rail network, and for planning ahead for its construction and operation.

We occupy leased premises in London and Birmingham and have an increasingly mobile workforce. We have captured data on greenhouse gas emissions, waste arising and water consumption on a quarterly basis where possible. The tables below cover the years to 31st March 2017 and 2016.

Greenhouse Gas (GHG) Emissions*		2016/17	2015/16
Gross Emissions (tonnes)	Scope 1: Direct emissions	47	51
	Scope 2: Indirect emissions	1,105	1,065
	Scope 3: Business Travel emissions	130	512

Further information



Sustainability Approach Document
On HS2 Supplier Guide webpage



laura.russell@hs2.org.uk

Copyright notice

- The copyright for this presentation remains with HS2 Ltd.
- It cannot be reproduced as a whole or in part without written permission from HS2 Ltd.
- If required, please contact our Creative Services Team at creativeservices@hs2.org.uk.